



South Carolina Domestic Violence Fatality Report

**Silent Witness Statistical Report on Victims of Domestic Murder
from 2022**

**Amanda Branham
October 3, 2023**

This year's ceremony will mark the twenty-sixth anniversary of Silent Witness.

In 2022, there were a total of 36 people murdered by a household member, according to the South Carolina¹² definition. Of those 36 people, 29 were women, constituting 81 percent of the total, and 7 were men, constituting 19 percent of the total.

The demographics of the victims were as follows: 46 percent were White; 48 percent were African American, and 6 percent of victims identified as Hispanic/Latino. The average age of these victims was 42 years old.

The Office of the Attorney General, through its VAWA program, collected the data by contacting every sheriff's office, coroner's office, police department and solicitor's office in the state. Those offices were provided with a victim information sheet to complete and asked to provide any incident reports related to domestic homicide victims. As always, these offices were gracious and provided this Office with an abundance of information. In addition, all information was cross-checked for accuracy with the records of the South Carolina Law Enforcement Division.

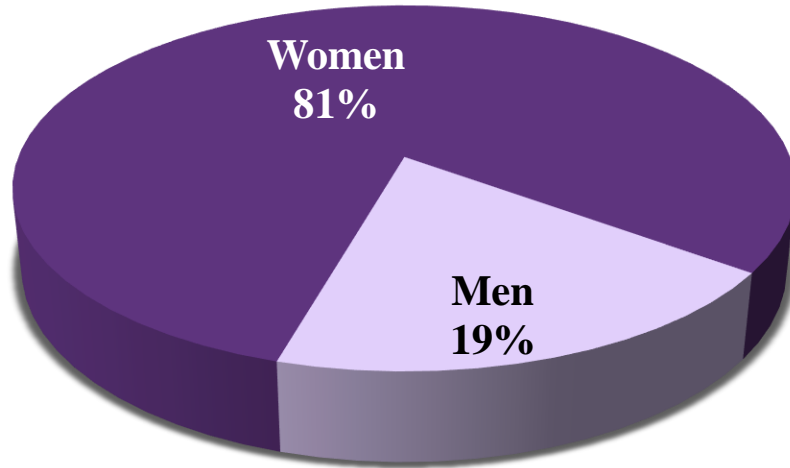
Twenty-five counties reported one or more domestic homicides for 2022.

Guns were the primary weapon used in these homicides. In 82 percent of the cases, a gunshot wound was listed as the primary cause of death. Knives were used in 12 percent of the cases; 3 percent from striking by or against a fist or object; and 3 percent were from strangulation. Trial is pending for murder in 19 cases, 16 suspects died by suicide, 1 defendant pled guilty to murder.

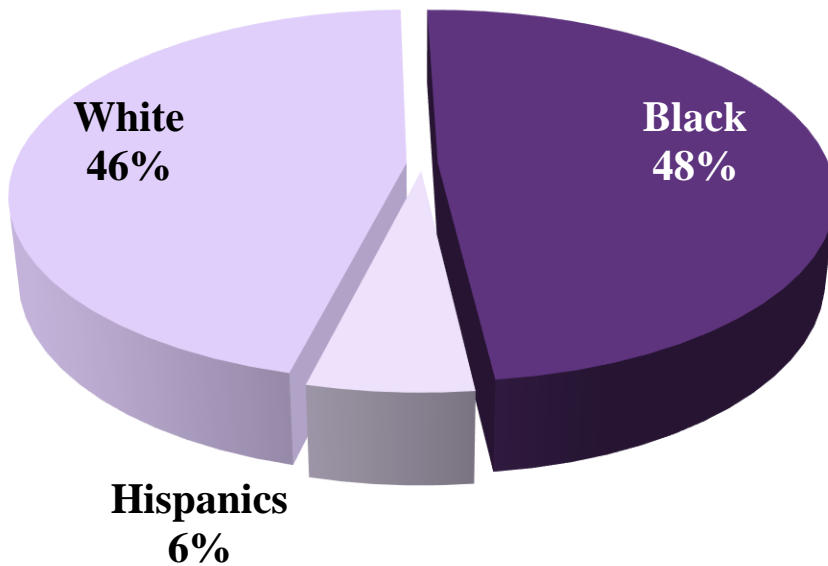
Following this summary are county-by-county statistics and statewide graphs depicting the statistics mentioned in this report.

¹²S.C. Code §16-25-10 defines "household members" as spouses, former spouses, persons who have a child in common, or a male and female who are cohabiting or formerly have cohabited.

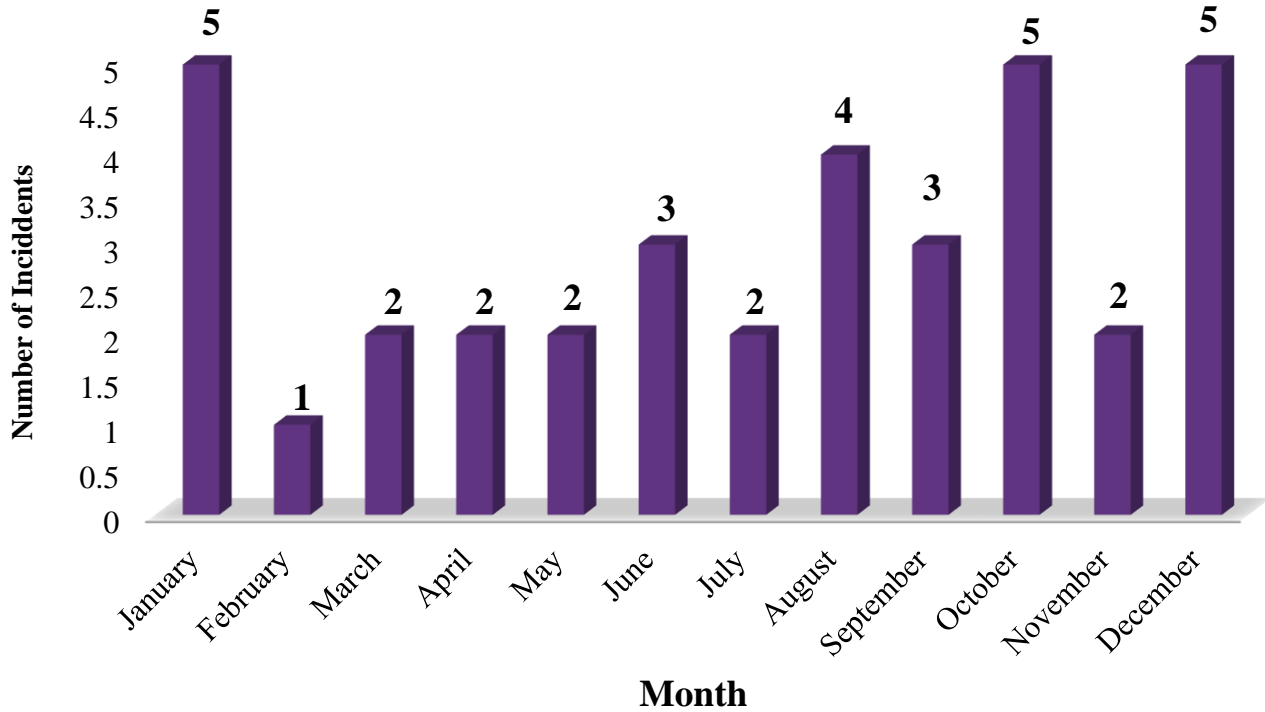
**2022 Domestic Violence Homicides
State of South Carolina
Gender Differential**



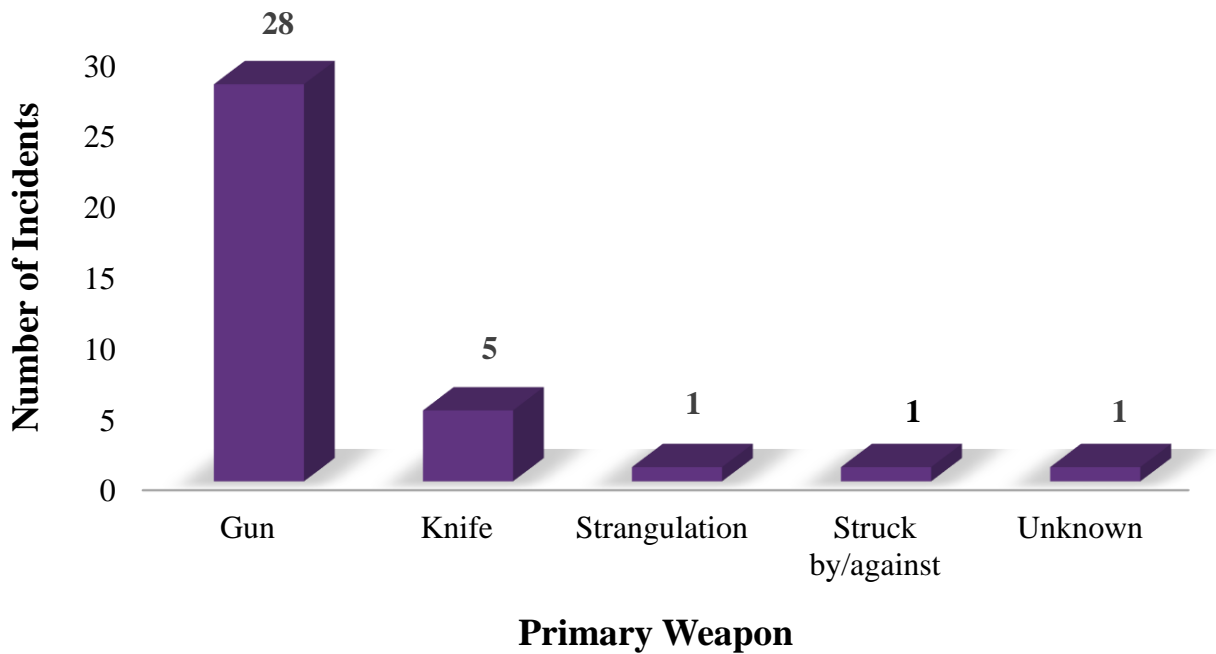
**2022 Domestic Violence Homicides
State of South Carolina
Race Differential**



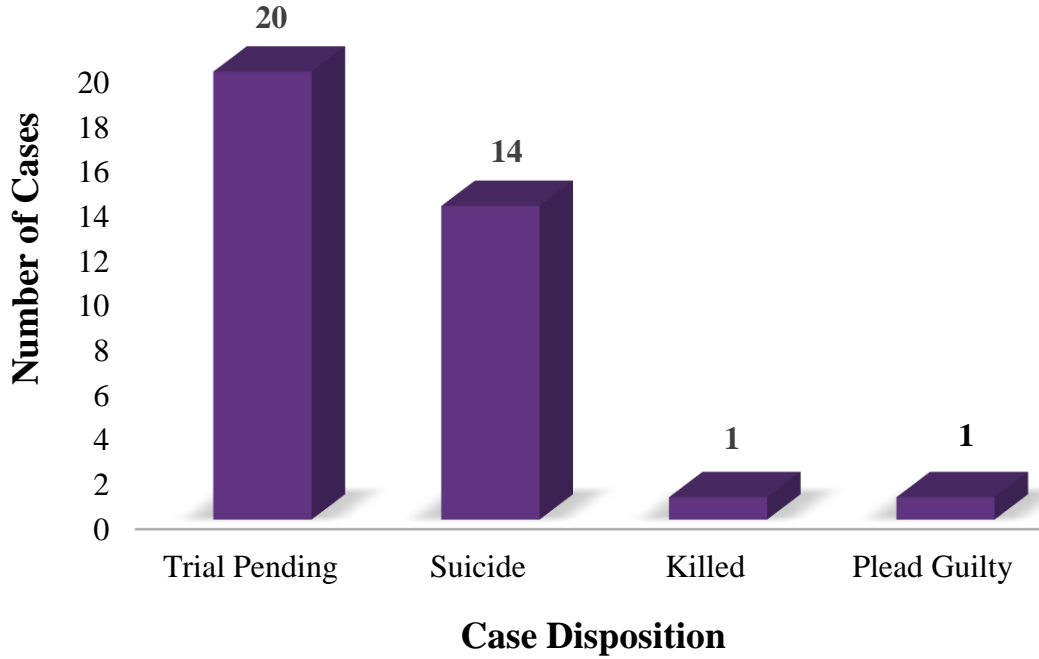
2022 Domestic Violence Homicides State of South Carolina Month Differential



2022 Domestic Violence Homicides State of South Carolina Primary Weapon Differential



2022 Domestic Violence Homicides State of South Carolina Case Disposition



Report on Domestic Murder Victims from 2022

ALB
10-3-2023

**County
Statistics**

Abbeville

Women:	0	Men:	0	Total:	0	Avg Age:	N/A
Whites:	0	Blacks:	0	Hispanic/Other:	0		
Gun:	0	Knife:		Struck by/Against	0		
Strangulation:	0	Other:	0				

Aiken

Women:	2	Men:	0	Total:	2	Avg Age:	33.5
Whites:	1	Blacks:	1	Hispanic/Other:	0		
Gun:	2	Knife:		Struck by/Against	0		
Strangulation:		Other:	0	Disposition: 2 suicides			

Allendale

Women:	0	Men:	0	Total:	0	Avg Age:	N/A
Whites:	0	Blacks:	0	Hispanic/Other:	0		
Gun:	0	Knife:	0	Struck by/Against	0		
Strangulation:		Other:	0				

Anderson

Women:	2	Men:	0	Total:	2	Avg Age:	59.5
Whites:	2	Blacks:	0	Hispanic/Other:	0		
Gun:	2	Knife:	0	Struck by/Against	0		
Strangulation:	0	Other:	0	Disposition: Guilty to V. Manslaughter, one charged with murder			

Bamberg

Women:	0	Men:	0	Total:	0	Avg Age:	N/A
Whites:	0	Blacks:	0	Hispanic/Other:	0		
Gun:	0	Knife:	0	Struck by/Against	0		
Strangulation:		Other:	0				

Barnwell

Women:	0	Men:	0	Total:	0	Avg Age:	N/A
Whites:	0	Blacks:	0	Hispanic/Other:	0		

Report on Domestic Murder Victims from 2022

ALB
10-3-2023

Gun:	0	Knife:	0	Struck by/Against	0
Strangulation:		Other:	0		

Beaufort

Women:	1	Men:	0	Total:	1	Avg Age:	22
Whites:	0	Blacks:	0	Hispanic/Other:	0		
Gun:	1	Knife:	0	Struck by/Against	0		
Strangulation:		Other:	0				

Disposition: Killed during incident

Berkeley

Women:	1	Men:	0	Total:	1	Avg Age:	21
Whites:	0	Blacks:	1	Hispanic/Other:	0		
Gun:	1	Knife:	0	Struck by/Against	0		
Strangulation:		Other:	0				

Disposition: Committed suicide

Calhoun

Women:	0	Men:	0	Total:	0	Avg Age:	N/A
Whites:	0	Blacks:	0	Hispanic/Other:	0		
Gun:	0	Knife:	0	Struck by/Against	0		
Strangulation:		Other:	0				

Charleston

Women:	3	Men:	1	Total:	3	Avg Age:	37
Whites:	2	Blacks:	1	Hispanic/Other:	0		
Gun:	3	Knife:	0	Struck by/Against	0		
Strangulation:		Other:	0				

Disposition: 1 Murder Charge, 2 Committed suicide

Cherokee

Women:	0	Men:	0	Total:	0	Avg Age:	N/A
Whites:	0	Blacks:	0	Hispanic/Other:	0		
Gun:	0	Knife:	0	Struck by/Against	0		
Strangulation:	0	Other:	0				

Report on Domestic Murder Victims from 2022

ALB
10-3-2023

Chester

Women:	0	Men:	0	Total:	0	Avg Age:	N/A
Whites:	0	Blacks:	0	Hispanic/Other:	0		
Gun:	0	Knife:	0	Struck by/Against	0		
	Strangulation:	Other:	0				

Chesterfield

Women:	0	Men:	0	Total:	0	Avg Age:	N/A
Whites:	0	Blacks:	0	Hispanic/Other:	0		
Gun:	0	Knife:	0	Struck by/Against	0		
	Strangulation:	Other:	0				

Clarendon

Women:	0	Men:	0	Total:	0	Avg Age:	N/A
Whites:	0	Blacks:	0	Hispanic/Other:	0		
Gun:	0	Knife:	0	Struck by/Against	0		
	Strangulation:	Other:	0				

Colleton

Women:	1	Men:	0	Total:	1	Avg Age:	52
Whites:	0	Blacks:	1	Hispanic/Other:	0		
Gun:	1	Knife:	0	Struck by/Against	0		
	Strangulation:	Other:	0				

Disposition: Charged with murder

Darlington

Women:	0	Men:	1	Total:	1	Avg Age:	69
Whites:	0	Blacks:	1	Hispanic/Other:	0		
Gun:	0	Knife:	1	Struck by/Against	0		
	Strangulation:	Other:	0				

Disposition: Pending Murder

Dillon

Women:	0	Men:	0	Total:	0	Avg Age:	N/A
Whites:	0	Blacks:	0	Hispanic/Other:	0		
Gun:	0	Knife:	0	Struck by/Against	0		
Strangulation:		Other:	0				

Dorchester

Women:	1	Men:	0	Total:	1	Avg Age:	75
Whites:	1	Blacks:	0	Hispanic/Other:	0		
Gun:	1	Knife:	0	Struck by/Against	0		
Strangulation:		Other:	0				

Disposition:
Charged with
murder

Edgefield

Women:	0	Men:	0	Total:	0	Avg Age:	N/A
Whites:	0	Blacks:	0	Hispanic/Other:	0		
Gun:	0	Knife:	0	Struck by/Against	0		
Strangulation:		Other:	0				

Fairfield

Women:	0	Men:	0	Total:	0	Avg Age:	N/A
Whites:	0	Blacks:	0	Hispanic/Other:	0		
Gun:	0	Knife:	0	Struck by/Against	0		
Strangulation:		Other:	0				

Florence

Women:	2	Men:	0	Total:	2	Avg Age:	38
Whites:	0	Blacks:	2	Hispanic/Other:	0		
Gun:	2	Knife:	0	Struck by/Against	0		
Strangulation:		Other:	1				

Disposition: 1 Suicide,
1 Pending murder

Report on Domestic Murder Victims from 2022

ALB
10-3-2023

Georgetown

Women:	2	Men:	0	Total:	2	Avg Age:	37
Whites:	1	Blacks:	1	Hispanic/Other:	0		
Gun:	2	Knife:	0	Struck by/Against	0		
Strangulation:	0	Other:	0				
				Disposition:	1		
				Pending murder,	1		
				Suicide			

Greenville

Women:	2	Men:	1	Total:	3	Avg Age:	41.6
Whites:	2	Blacks:	1	Hispanic/Other:	0		
Gun:	1	Knife:	0	Struck by/Against	1		
Strangulation:	1	Other:	0				
				Disposition:	3		
				Murder Charges			

Greenwood

Women:	1	Men:	0	Total:	1	Avg Age:	60
Whites:	1	Blacks:	0	Hispanic/Other:	0		
Gun:	1	Knife:	0	Struck by/Against	0		
Strangulation:		Other:	0				
				Disposition:	Suicide		

Hampton

Women:	0	Men:	0	Total:	0	Avg Age:	N/A
Whites:	0	Blacks:	0	Hispanic/Other:	0		
Gun:	0	Knife:	0	Struck by/Against	0		
Strangulation:		Other:	0				

Horry

Women:	2	Men:	0	Total:	2	Avg Age:	23.5
Whites:	0	Blacks:	1	Hispanic/Other:	1		
Gun:	2	Knife:	0	Struck by/Against	0		
Strangulation:	0	Other:	0				
				Disposition:	1		
				Pending Murder,	1		
				Suicide			

Report on Domestic Murder Victims from 2022

ALB
10-3-2023

Jasper

Women:	0	Men:	0	Total:	0	Avg Age:	N/A
Whites:	0	Blacks:	0	Hispanic/Other:	0		
Gun:	0	Knife:	0	Struck by/Against	0		
Strangulation:		Other:	0				

Kershaw

Women:	0	Men:	0	Total:	0	Avg Age:	N/A
Whites:	0	Blacks:	0	Hispanic/Other:	0		
Gun:	0	Knife:	0	Struck by/Against	0		
Strangulation:		Other:	0				

Lancaster

Women:	1	Men:	0	Total:	1	Avg Age:	34
Whites:	1	Blacks:	0	Hispanic/Other:	0		
Gun:	1	Knife:	0	Struck by/Against	0		
Strangulation:	0	Other:	0				

Disposition:
Pending Murder

Laurens

Women:	1	Men:	0	Total:	0	Avg Age:	49
Whites:	1	Blacks:	0	Hispanic/Other:	0		
Gun:	1	Knife:	0	Struck by/Against	0		
Strangulation:	0	Other:	0				

Disposition:1
Pending Murder

Lee

Women:	0	Men:	0	Total:	0	Avg Age:	N/A
Whites:	0	Blacks:	0	Hispanic/Other:	0		
Gun:	0	Knife:	0	Struck by/Against	0		
Strangulation:		Other:	0				

Report on Domestic Murder Victims from 2022

ALB
10-3-2023

Lexington

Women:	1	Men:	0	Total:	1	Avg Age:	34
Whites:	1	Blacks:	0	Hispanic/Other:	0		
Gun:	1	Knife:	0	Struck by/Against	0		
Strangulation:		Other:	0				
				Disposition:			
				Suicide			

Marion

Women:	0	Men:	1	Total:	1	Avg Age:	43
Whites:	0	Blacks:	1	Hispanic/Other:	0		
Gun:	0	Knife:	1	Struck by/Against	0		
Strangulation:		Other:	0				
				Disposition: 1			
				Pending Murder			

Marlboro

Women:	1	Men:	0	Total:	1	Avg Age:	54
Whites:	0	Blacks:	1	Hispanic/Other:	0		
Gun:	1	Knife:	0	Struck by/Against	0		
Strangulation:		Other:	0				
				Disposition:			
				Committed Suicide			

McCormick

Women:	0	Men:	0	Total:	0	Avg Age:	N/A
Whites:	0	Blacks:	0	Hispanic/Other:	0		
Gun:	0	Knife:	0	Struck by/Against	0		
Strangulation:		Other:	0				

Newberry

Women:	0	Men:	0	Total:	0	Avg Age:	N/A
Whites:	0	Blacks:	0	Hispanic/Other:	0		
Gun:	0	Knife:	0	Struck by/Against	0		
Strangulation:		Other:	0				

Oconee

Women:	0	Men:	1	Total:	1	Avg Age:	43
Whites:	0	Blacks:	1	Hispanic/Other:	0		
Gun:	0	Knife:	1	Struck by/Against	0		
Strangulation:	0	Other:	0	Disposition:			
				Pending Murder			

Orangeburg

Women:	0	Men:	0	Total:	0	Avg Age:	0
Whites:	0	Blacks:	0	Hispanic/Other:	0		
Gun:	0	Knife:	0	Struck by/Against	0		
Strangulation:	0	Other:	0				

Pickens

Women:	0	Men:	1	Total:	1	Avg Age:	42
Whites:	1	Blacks:	0	Hispanic/Other:	0		
Gun:	1	Knife:	0	Struck by/Against	0		
Strangulation:		Other:	0	Disposition:	1		
				Pending Murder			

Richland

Women:	2	Men:	0	Total:	2	Avg Age:	61.5
Whites:	1	Blacks:	1	Hispanic/Other:	0		
Gun:	2	Knife:	0	Struck by/Against	0		
Strangulation:		Other:	0	Disposition:	2		
				Suicides			

Saluda

Women:	1	Men:	0	Total:	1	Avg Age:	49
Whites:	1	Blacks:	0	Hispanic/Other:	0		
Gun:	1	Knife:	0	Struck by/Against	0		
Strangulation:		Other:	0	Disposition:	Suicide		

Report on Domestic Murder Victims from 2022

ALB
10-3-2023

Spartanburg

Women:	1	Men:	1	Total:	2	Avg Age:	31.5
Whites:	1	Blacks:	1	Hispanic/Other:	0		
Gun:	1	Knife:	1	Struck by/Against	0		
Strangulation:	0	Other:	0				
				Disposition:	2		
				Pending Murders			

Sumter

Women:	1	Men:	0	Total:	1	Avg Age:	47
Whites:	0	Blacks:	1	Hispanic/Other:	0		
Gun:	0	Knife:	0	Struck by/Against	0		
Strangulation:	0	Other:	0				
				Disposition:			
				Pending Murder			

Union

Women:	0	Men:	1	Total:	0	Avg Age:	33
Whites:	0	Blacks:	1	Hispanic/Other:	0		
Gun:	0	Knife:	0	Struck by/Against	0		
Strangulation:		Other:	1				
				Disposition:			
				Pending Murder			

Williamsburg

Women:	0	Men:	0	Total:	0	Avg Age:	N/A
Whites:	0	Blacks:	0	Hispanic/Other:	0		
Gun:	0	Knife:	0	Struck by/Against	0		
Strangulation:		Other:	0				

York

Women:	0	Men:	0	Total:	0	Avg Age:	N/A
Whites:	0	Blacks:	0	Hispanic/Other:	0		
Gun:	0	Knife:	0	Struck by/Against	0		
Strangulation:		Other:	0				