



South Carolina Domestic Violence Fatality Report

**Silent Witness Statistical Report on Victims of Domestic Homicide
from 2019**

**Monique P. Garvin
VAWA Program Coordinator
October 6, 2020**

This year's ceremony marks the twenty-third anniversary of Silent Witness.

In 2019, there were a total of 42 people murdered by a household member, according to the South Carolina¹² definition. Of those 42 people, 36 were women, constituting 85.7 percent of the total, and 6 were men, constituting 14.3 percent of the total.

The demographics of the victims were as follows: 45.2 percent were White, 54.8 percent were African American and 0 percent of victims identified as Hispanic/Latino. The average age of these victims was 40 years old.

The Office of the Attorney General, through its VAWA program, collected the data by contacting every sheriff's office, coroner's office, police department and solicitor's office in the state. Those offices were provided with a victim information sheet to complete and asked to provide any incident reports related to domestic homicide victims. As always, these offices were gracious and provided this Office with an abundance of information. In addition, all information was cross-checked for accuracy with the records of the South Carolina Law Enforcement Division.

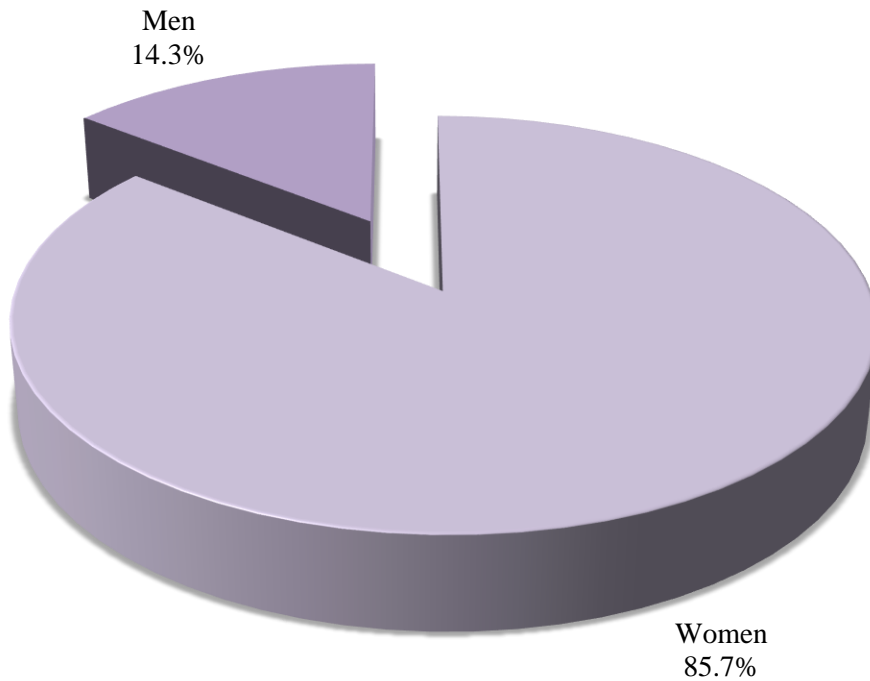
Twenty-one counties reported one or more domestic homicides for 2019.

Guns were the primary weapon used in these homicides. In 78.5 percent of the cases, a gunshot wound was listed as the primary cause of death. Knives were used in 11.9 percent of the cases; 4.8 percent from striking by or against a fist or object; 2.4 percent were from strangulation, and 2.4 percent from other causes. Trial is pending for murder in 28 cases, 12 suspects died by suicide and 2 defendants died before their trial date.

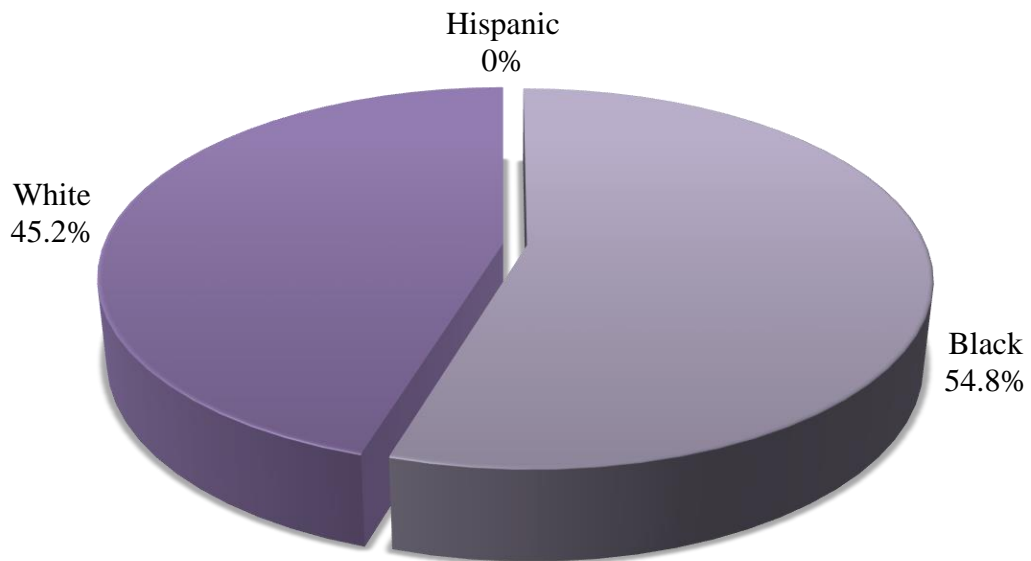
Following this summary are county-by-county statistics and statewide graphs depicting the statistics mentioned in this report.

¹²S.C. Code §16-25-10 defines "household members" as spouses, former spouses, persons who have a child in common, or a male and female who are cohabiting or formerly have cohabited.

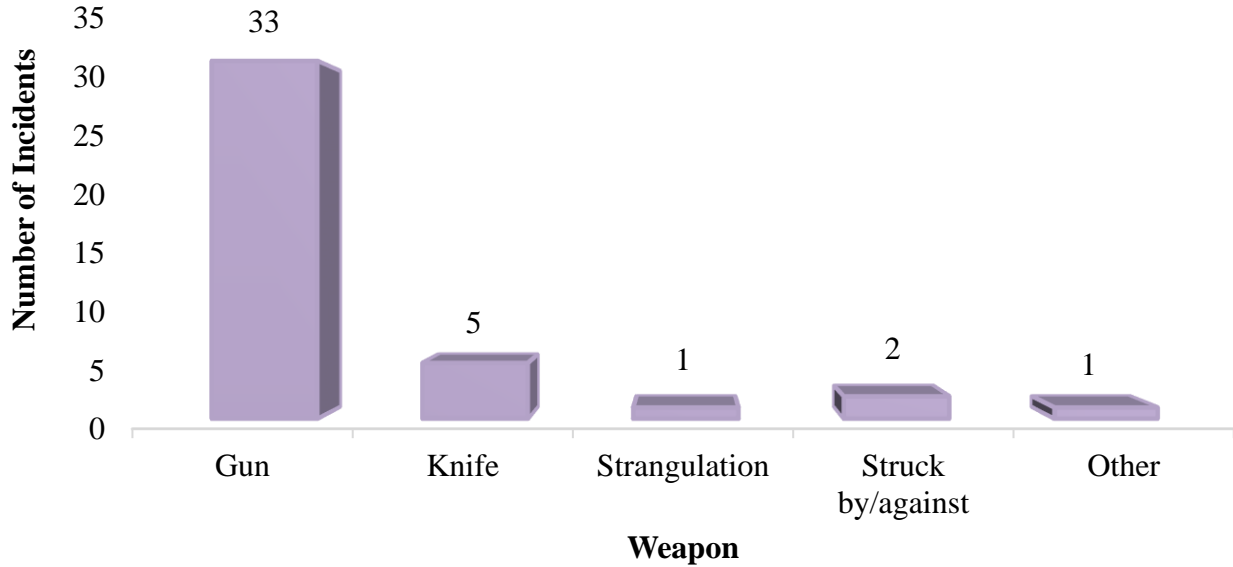
**2019 Domestic Violence Homicides
State of South Carolina
Gender Differential**



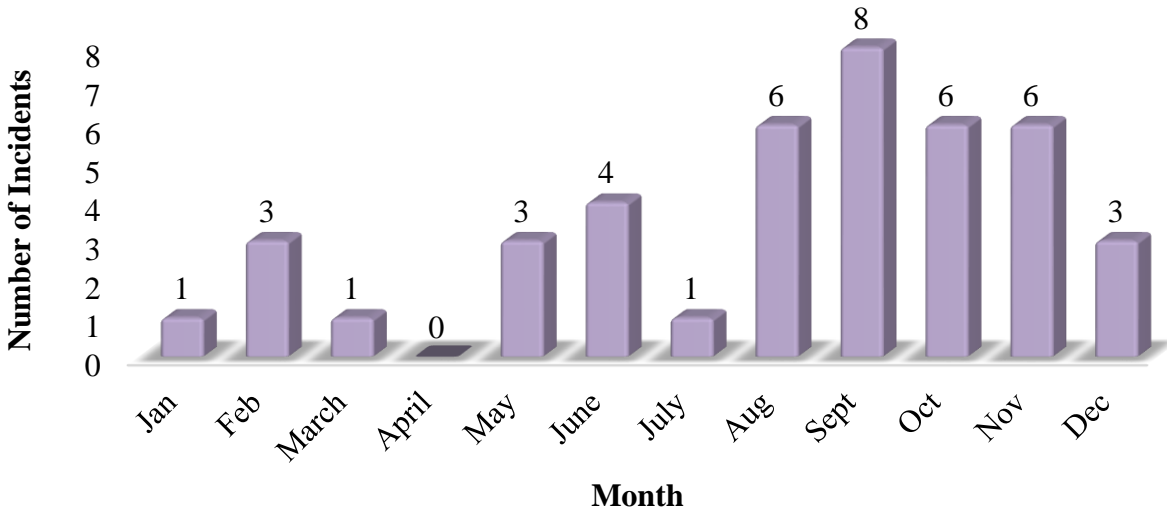
**2019 Domestic Violence Homicides
State of South Carolina
Race Differential**



2019 Domestic Violence Homicides State of South Carolina Primary Weapon Differential



2019 Domestic Violence Homicides State of South Carolina Month Differential



Report on Domestic Murder Victims from 2019

County Statistics

Abbeville

Women:	0	Men:	0	Total:	0	Avg Age:	N/A
Whites:	0	Blacks:	0	Hispanic/Other:	0		
Gun:	0	Knife:	0	Struck by/Against	0		
Strangulation:		Other:	0				

Aiken

Women:	0	Men:	0	Total:	0	Avg Age:	N/A
Whites:	0	Blacks:	0	Hispanic/Other:	0		
Gun:	0	Knife:	0	Struck by/Against	0		
Strangulation:		Other:	0				

Allendale

Women:	0	Men:	0	Total:	0	Avg Age:	N/A
Whites:	0	Blacks:	0	Hispanic/Other:	0		
Gun:	0	Knife:	0	Struck by/Against	0		
Strangulation:		Other:	0				

Anderson

Women:	2	Men:	1	Total:	2	Avg Age:	32
Whites:	1	Blacks:	1	Hispanic/Other:	0		
Gun:	2	Knife:	1	Struck by/Against	0		
Strangulation:		Other:	1				

Bamberg

Women:	0	Men:	0	Total:	0	Avg Age:	N/A
Whites:	0	Blacks:	0	Hispanic/Other:	0		
Gun:	0	Knife:	0	Struck by/Against	0		
Strangulation:		Other:	0				

Barnwell

Women:	0	Men:	0	Total:	0	Avg Age:	N/A
Whites:	0	Blacks:	0	Hispanic/Other:	0		
Gun:	0	Knife:	0	Struck by/Against	0		
Strangulation:		Other:	0				

Report on Domestic Murder Victims from 2019

Beaufort

Women:	0	Men:	0	Total:	0	Avg Age:	N/A
Whites:	0	Blacks:	1	Hispanic/Other:	0		
Gun:	0	Knife:	0	Struck by/Against	1		
Strangulation:		Other:	0				

Berkeley

Women:	1	Men:	0	Total:	1	Avg Age:	38
Whites:	0	Blacks:	1	Hispanic/Other:	0		
Gun:	0	Knife:	1	Struck by/Against	0		
Strangulation:		Other:	0				

Calhoun

Women:	0	Men:	0	Total:	0	Avg Age:	N/A
Whites:	0	Blacks:	0	Hispanic/Other:	0		
Gun:	0	Knife:	0	Struck by/Against	0		
Strangulation:		Other:	0				

Charleston

Women:	2	Men:	0	Total:	2	Avg Age:	30
Whites:	0	Blacks:	2	Hispanic/Other:	0		
Gun:	2	Knife:	1	Struck by/Against	0		
Strangulation:		Other:	0				

Cherokee

Women:	2	Men:	0	Total:	2	Avg Age:	52
Whites:	2	Blacks:	0	Hispanic/Other:	0		
Gun:	2	Knife:	0	Struck by/Against	0		
Strangulation:	0	Other:	0				

Report on Domestic Murder Victims from 2019

Chester

Women:	1	Men:	2	Total:	0	Avg Age:	32
Whites:	0	Blacks:	3	Hispanic/Other:	0		
Gun:	3	Knife:	0	Struck by/Against	0		
Strangulation:		Other:	0				

Chesterfield

Women:	0	Men:	0	Total:	0	Avg Age:	N/A
Whites:	0	Blacks:	0	Hispanic/Other:	0		
Gun:	0	Knife:	0	Struck by/Against	0		
Strangulation:		Other:	0				

Clarendon

Women:	1	Men:	0	Total:	1	Avg Age:	40
Whites:	1	Blacks:	0	Hispanic/Other:	0		
Gun:	1	Knife:	0	Struck by/Against	0		
Strangulation:		Other:	0				

Colleton

Women:	2	Men:	0	Total:	2	Avg Age:	39
Whites:	1	Blacks:	1	Hispanic/Other:	0		
Gun:	2	Knife:	0	Struck by/Against	0		
Strangulation:		Other:	0				

Darlington

Women:	0	Men:	0	Total:	0	Avg Age:	N/A
Whites:	0	Blacks:	0	Hispanic/Other:	0		
Gun:	0	Knife:	0	Struck by/Against	0		
Strangulation:		Other:	0				

Dillon

Women:	0	Men:	0	Total:	0	Avg Age:	N/A
Whites:	0	Blacks:	0	Hispanic/Other:	0		
Gun:	0	Knife:	0	Struck by/Against	0		
Strangulation:		Other:	0				

Report on Domestic Murder Victims from 2019

Dorchester

Women:	3	Men:	0	Total:	3	Avg Age:	67
Whites:	3	Blacks:	0	Hispanic/Other:	0		
Gun:	2	Knife:	1	Struck by/Against	0		
Strangulation:		Other:	0				

Edgefield

Women:	0	Men:	0	Total:	0	Avg Age:	N/A
Whites:	0	Blacks:	0	Hispanic/Other:	0		
Gun:	0	Knife:	0	Struck by/Against	0		
Strangulation:		Other:	0				

Fairfield

Women:	0	Men:	0	Total:	0	Avg Age:	N/A
Whites:	0	Blacks:	0	Hispanic/Other:	0		
Gun:	0	Knife:	0	Struck by/Against:	0		
Strangulation:	0	Other:	0				

Florence

Women:	1	Men:	0	Total:	1	Avg Age:	46
Whites:	1	Blacks:	2	Hispanic/Other:	0		
Gun:	0	Knife:	0	Struck by/Against:	0		
Strangulation:	0	Other:	1				

Georgetown

Women:	0	Men:	0	Total:	0	Avg Age:	N/A
Whites:	0	Blacks:	0	Hispanic/Other:	0		
Gun:	0	Knife:	0	Struck by/Against	0		
Strangulation:	0	Other:	0				

Report on Domestic Murder Victims from 2019

Greenville

Women:	2	Men:	1	Total:	3	Avg Age:	25
Whites:	0	Blacks:	3	Hispanic/Other:	0		
Gun:	3	Knife:	0	Struck by/Against	0		
Strangulation:	0	Other:	1				

Greenwood

Women:	0	Men:	0	Total:	0	Avg Age:	N/A
Whites:	0	Blacks:	0	Hispanic/Other:	0		
Gun:	0	Knife:	0	Struck by/Against	0		
Strangulation:	0	Other:	0				

Hampton

Women:	0	Men:	0	Total:	0	Avg Age:	N/A
Whites:	0	Blacks:	0	Hispanic/Other:	0		
Gun:	0	Knife:	0	Struck by/Against	0		
Strangulation:		Other:	0				

Horry

Women:	0	Men:	0	Total:	0	Avg Age:	N/A
Whites:	0	Blacks:	0	Hispanic/Other:	0		
Gun:	0	Knife:	0	Struck by/Against	0		
Strangulation:		Other:	0				

Jasper

Women:	0	Men:	0	Total:	0	Avg Age:	N/A
Whites:	0	Blacks:	0	Hispanic/Other:	0		
Gun:	0	Knife:	0	Struck by/Against	0		
Strangulation:	0	Other:	0				

Report on Domestic Murder Victims from 2019

Kershaw

Women:	1	Men:	0	Total:	1	Avg Age:	66
Whites:	0	Blacks:	0	Hispanic/Other:	0		
Gun:	1	Knife:	0	Struck by/Against	0		
Strangulation:		Other:	0				

Lancaster

Women:	2	Men:	0	Total:	2	Avg Age:	30
Whites:	2	Blacks:	0	Hispanic/Other:	0		
Gun:	1	Knife:	0	Struck by/Against	0		
Strangulation:	1	Other:	0				

Laurens

Women:	0	Men:	0	Total:	0	Avg Age:	N/A
Whites:	0	Blacks:	0	Hispanic/Other:	0		
Gun:	0	Knife:	0	Struck by/Against	0		
Strangulation:		Other:	0				

Lee

Women:	0	Men:	0	Total:	0	Avg Age:	N/A
Whites:	0	Blacks:	0	Hispanic/Other:	0		
Gun:	0	Knife:	0	Struck by/Against	0		
Strangulation:		Other:	0				

Lexington

Women:	3	Men:	0	Total: 3		Avg Age:	41
Whites:	3	Blacks:	0	Hispanic/Other:	0		
Gun:	3	Knife:	0	Struck by/Against	0		
Strangulation:		Other:	0				

Report on Domestic Murder Victims from 2019

Marion

Women:	1	Men:	0	Total:	1	Avg Age:	38
Whites:	0	Blacks:	1	Hispanic/Other:	0		
Gun:	0	Knife:	1	Struck by/Against	0		
Strangulation:		Other:	0				

Marlboro

Women:	0	Men:	1	Total:	1	Avg Age:	60
Whites:	0	Blacks:	1	Hispanic/Other:	0		
Gun:	1	Knife:	0	Struck by/Against	0		
Strangulation:		Other:	0				

McCormick

Women:	0	Men:	0	Total:	0	Avg Age:	N/A
Whites:	0	Blacks:	0	Hispanic/Other:	0		
Gun:	0	Knife:	0	Struck by/Against	0		
Strangulation:		Other:	0				

Newberry

Women:	1	Men:	0	Total:	1	Avg Age:	41
Whites:	1	Blacks:	0	Hispanic/Other:	0		
Gun:	0	Knife:	0	Struck by/Against	1		
Strangulation:		Other:	0				

Oconee

Women:	0	Men:	0	Total:	0	Avg Age:	N/A
Whites:	0	Blacks:	0	Hispanic/Other:	0		
Gun:	0	Knife:	0	Struck by/Against	0		
Strangulation:	0	Other:	0				

Report on Domestic Murder Victims from 2019

Orangeburg

Women:	0	Men:	1	Total:	1	Avg Age:	46
Whites:	1	Blacks:	0	Hispanic/Other:	0		
Gun:	1	Knife:	0	Struck by/Against	0		
Strangulation:	1	Other:	0				

Pickens

Women:	1	Men:	0	Total:	1	Avg Age:	59
Whites:	1	Blacks:	0	Hispanic/Other:	0		
Gun:	1	Knife:	0	Struck by/Against	0		
Strangulation:		Other:	0				

Richland

Women:	7	Men:	1	Total:	8	Avg Age:	34
Whites:	1	Blacks:	7	Hispanic/Other:	0		
Gun:	6	Knife:	1	Struck by/Against	1		
Strangulation:		Other:	0				

Saluda

Women:	0	Men:	0	Total:	0	Avg Age:	N/A
Whites:	0	Blacks:	0	Hispanic/Other:	0		
Gun:	0	Knife:	0	Struck by/Against	0		
Strangulation:		Other:	0				

Spartanburg

Women:	2	Men:	1	Total:	2	Avg Age:	35
Whites:	1	Blacks:	3	Hispanic/Other:	0		
Gun:	2	Knife:	0	Struck by/Against	0		
Strangulation:		Other:	0				

Sumter

Women:	1	Men:	0	Total:	1	Avg Age:	29
Whites:	0	Blacks:	1	Hispanic/Other:	0		
Gun:	0	Knife:	1	Struck by/Against	0		
Strangulation:		Other:	0				

Report on Domestic Murder Victims from 2019

Union

Women:	0	Men:	0	Total:	0	Avg Age:	N/A
Whites:	0	Blacks:	0	Hispanic/Other:	0		
Gun:	0	Knife:	0	Struck by/Against	0		
Strangulation:		Other:	0				

Williamsburg

Women:	0	Men:	0	Total:	0	Avg Age:	N/A
Whites:	0	Blacks:	0	Hispanic/Other:	0		
Gun:	0	Knife:	0	Struck by/Against	0		
Strangulation:		Other:	0				

York

Women:	0	Men:	1	Total:	0	Avg Age:	N/A
Whites:	0	Blacks:	0	Hispanic/Other:	0		
Gun:	0	Knife:	0	Struck by/Against	0		
Strangulation:		Other:	0				